Metatek-Group Inc.

MTEK:TSX

Bringing underground wealth into view

September 2026

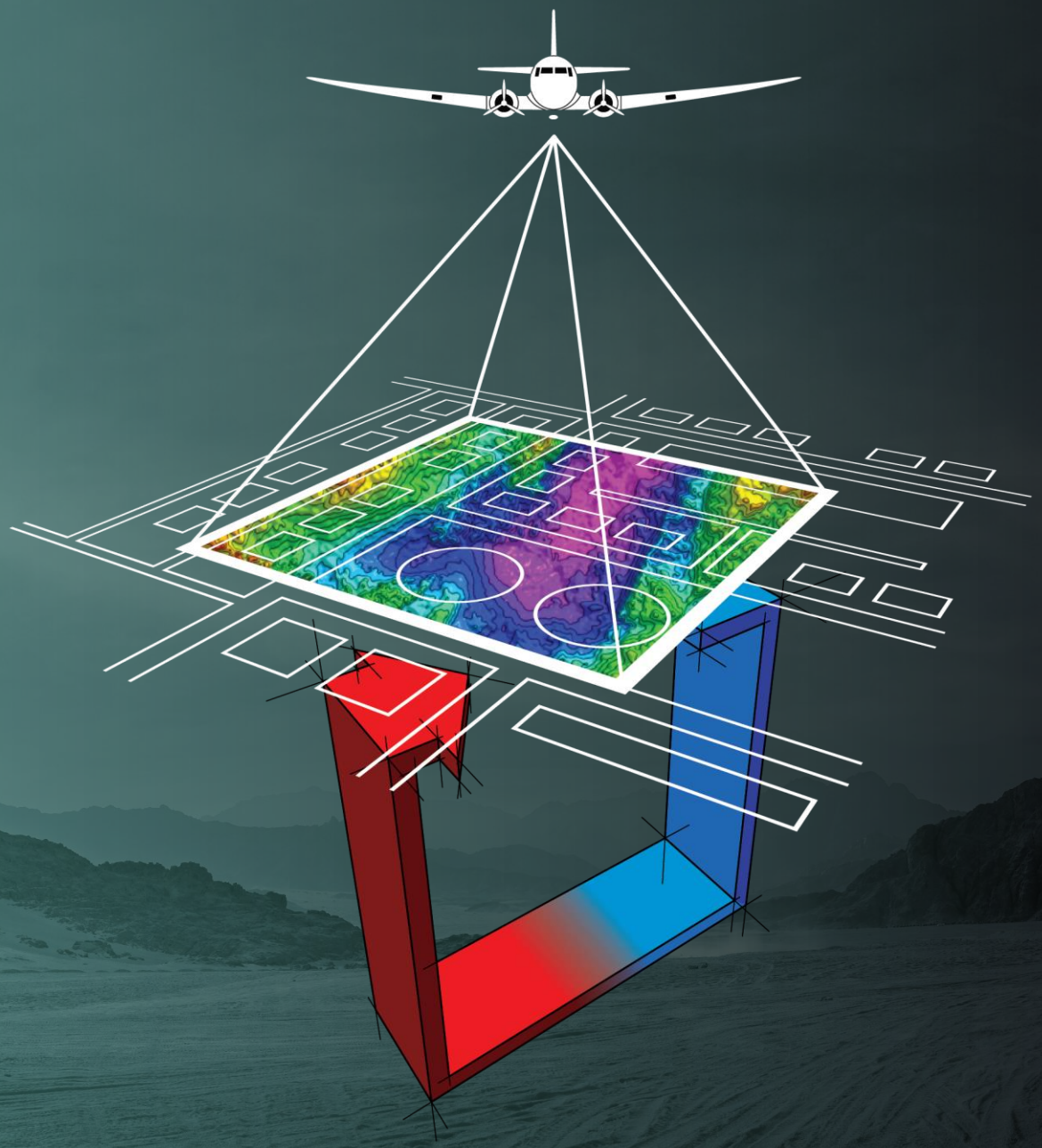

metatek

Forward-Looking Information

This presentation contains forward-looking information and forward-looking statements (including financial outlook) within the meaning of applicable securities laws. These forward-looking statements relate to future events or the Company's future performance. Any statements that express, or involve discussions as to, expectations, beliefs, plans, objectives, assumptions or future events or performance (often, but not always, through the use of words or phrases such as "will likely result", "are expected to", "expects", "will continue", "is anticipated", "anticipates", "believes", "estimated", "intends", "plans", "forecast", "projection", "strategy", "objective", "shift", "opportunity" and "outlook") are not historical facts and may be forward-looking statements and may involve estimates, assumptions and uncertainties which could cause actual results or outcomes to differ materially from those expressed in such forward-looking statements. No assurance can be given that these expectations will prove to be correct and such forward-looking statements included in this Prospectus should not be unduly relied upon. These statements speak only as of the date of this presentation. In addition, this presentation may contain forward-looking statements attributed to third party industry sources. Accordingly, any such statements are qualified in their entirety by reference to, and are accompanied by, the information and factors discussed throughout the Prospectus.

Forward-looking information in this presentation includes, among other things, information relating to:

In addition, the Company's financial outlook with respect to growth in Adjusted Backlog is considered forward-looking information. See "Notice to Investors – Forward-Looking Statements" and "Risk Factors — Risks Related to Forward-Looking Statements in this Prospectus" in the Prospectus for additional information concerning the Company's outlook and related assumptions and risks.

Forward-looking information is not a guarantee of future performance and is based on the Company's opinions, estimates and assumptions in light of the Company's experience and perception of historical trends, current conditions and expected future developments, as well as other factors that the Company currently believes are appropriate and reasonable in the circumstances. Despite a careful process to prepare and review the forward-looking information, there can be no assurance that the underlying opinions, estimates and assumptions will prove to be correct. Certain assumptions in respect of the Company's ability to execute on its business and growth strategy in the future; ability to enforce contractual provisions and receive timely payments from its customers for services rendered; capability to continue to invest additional capital into its assets and to obtain financing on acceptable terms, or at all, to fund capital expenditures; the Principal Shareholders' level of ownership of Common Shares following Closing; the level of costs and expenses to be incurred by the Company, including with respect to interest, general and administrative expenses and income tax expenses; the ability of the Company to obtain and retain qualified staff, equipment and services in a timely and cost efficient manner; the absence of any material litigation or claims against the Company; the general stability of the economic and political environment and the regulatory framework regarding taxes and environmental matters in the jurisdictions in which the Company operates; currency exchange and interest rates; the impact of competition; and changes and trends in the Company's industry are material factors underlying forward-looking information and management's expectations. Additionally, material assumptions underlying the Company's financial outlook with respect to Adjusted EBITDA growth include our business objectives, our assessment of the position of our business, our assessment of market conditions and our ability to successfully execute our growth strategies.

The forward-looking information in this presentation is necessarily based on a number of opinions, assumptions and estimates that the Company considered appropriate and reasonable as of the date such statements were made. It is also subject to known and unknown risks, uncertainties, assumptions and other factors that may cause the Company's actual results, level of activity, performance or achievements to be materially different from those expressed or implied by such forward-looking information, including but not limited to the following factors described in greater detail under the heading "Risk Factors" in the Prospectus: business and operations risk; emerging market risks; risks related to regulatory and permitting requirements for airborne geophysical surveys; contract risk; governance contacts; customer concentration; aviation; seasonality; aircraft/instruments lost or damaged; competition; intellectual property risk; health and safety; counterparty credit risk; use of proceeds may differ from what is set out in the Prospectus; internal controls re: financial reporting and preventing fraud; uninsured or underinsured losses; management of growth; general economic, market risks and political conditions; inability to enforce legal rights in certain circumstances; industry risks; reputational risks; force majeure events; reliance on key personnel; capital and additional funding requirements; equity dilution; issuance of debt; credit facility arrangements; variations in foreign exchange rates and interest rates; hedging; income taxes; conflicts of interest; breach of confidentiality; environmental regulation; global climate change; information technology, cyber-attacks, privacy and data protection; technical systems and processes incidents; Principal Shareholders' shareholdings; conflicts of interest with Principal Shareholders; future changes in relationship with the Principal Shareholders; absence of public market for the Common Shares; risks related to forward-looking statements in this presentation and the Prospectus; volatility in market price of Common Shares; potential dilution of Common Shares; cash dividend payments are not guaranteed; negative impact of additional sales or issuances of Common Shares; a purchaser of the Common Shares under the Offering will do so at a substantial premium to book value per Common Share; increased costs of being a publicly traded company; limited management experience managing a publicly traded company; shareholders will have limited control over our Company's operations; foreign exchange risk on dividends; and investment eligibility.

If any of these risks or uncertainties materialize, or if the opinions, estimates or assumptions underlying the forward-looking information prove incorrect, actual results or future events might vary materially from those anticipated in the forward-looking information. The factors and assumptions are not intended to represent a complete list of the factors and assumptions that could affect the Company. However, the opinions, estimates or assumptions referred to above and described in greater detail in "Risk Factors" in the Prospectus should be considered carefully by prospective investors. Although the Company has attempted to identify important risk factors that could cause actual results or future events to differ materially from those contained in forward-looking information, there may be other risk factors not presently known to the Company or that the Company presently believes are not material that could also cause results to differ from those anticipated, estimated or intended. There can be no assurance that such information will prove to be accurate, as actual results and future events could differ materially from those anticipated in such information. Accordingly, prospective investors should not place undue reliance on forward-looking information, which speaks only to opinions, estimates and assumptions as of the date made. The forward-looking information contained in this presentation represents the Company's expectations as of the date of this presentation (or as of the date it is otherwise stated to be made), and is subject to change after such date. The Company disclaims any intention or obligation or undertaking to update or revise any forward-looking information whether as a result of new information, future events or otherwise, except as required under applicable securities laws in Canada.

All of the forward-looking information contained in this presentation is expressly qualified by the cautionary statements set out in this presentation. Investors should read this entire presentation and the Prospectus and consult their own professional advisors to ascertain and assess the income tax, legal, risk factors and other aspects of their investment in the Common Shares.

Non-IFRS Financial Measures:

This presentation makes reference to certain non-IFRS measures. These measures are not recognized measures under IFRS and do not have standardized meaning prescribed by IFRS and are therefore unlikely to be comparable to similar measures presented by other companies. Rather, these measures are provided as additional information to complement IFRS measures by providing further understanding of our results of operations from management's perspective. Accordingly, these measures should not be considered in isolation or as a substitute for analysis of our financial information reported under IFRS. The Company uses non-IFRS measures and industry metrics, including "Adjusted EBITDA", "Adjusted EBITDA margin", "Adjusted Backlog", and "gross profit margin" to provide investors with supplemental measures. Management also uses non-IFRS measures internally in order to evaluate the effectiveness of our business strategies, to make budgeting decisions and to compare our performance against that of other peer companies using similar measures. Management believes that securities analysts, investors and other interested parties frequently use non-IFRS measures in the evaluation of issuers.

We define Adjusted EBITDA as net earnings before: (i) financing costs; (ii) income tax benefit or expense; (iii) depreciation and amortization; (iv) gain, losses or impairments on the disposals of subsidiaries or assets; and (v) stock-based compensation and payments. Metatek uses Adjusted EBITDA as the primary non-IFRS financial measure of profitability to evaluate the performance of our business. We believe that Adjusted EBITDA is meaningful because it presents the financial performance of our business on a basis which excludes the impact of certain non-cash items as well as how the operations have been financed.

Adjusted EBITDA Margin is a non-IFRS ratio calculated as Adjusted EBITDA divided by revenue. Adjusted EBITDA Margin is used by our management and by external investors to assess efficiency in managing Operating Expenses relative to our revenue.

Adjusted Backlog is a supplementary financial measure that represents expected future revenues and includes revenue expected to be recognized from contracted, contracted awarded and executed letters of intent.

Gross profit margin is a non-IFRS ratio calculated as gross profit divided by revenue.

Prospective investors should review this information in conjunction with the financial statements of the Company included in Appendix "A" to the Prospectus, as well as "Appendix B – Management's Discussion & Analysis" and "Consolidated Capitalization", ncluded in the Prospectus.

See "Appendix B – Management's Discussion & Analysis – Non-IFRS Measures" to the Prospectus for a reconciliation of the non-IFRS measures referred to above to their most directly comparable measures calculated in accordance with IFRS.

Bringing underground wealth into view

Driven by sovereign mandates for energy security and rapid industrialization, our data empowers multi-billion $ decisions

Precision Technology for Advanced Energy & Mineral Exploration and Development

metatek

- Proprietary gravity gradiometry sensors mounted on owned aircraft
- Capture & interpret high-resolution subsurface data
- Empower governments & companies to locate natural resources

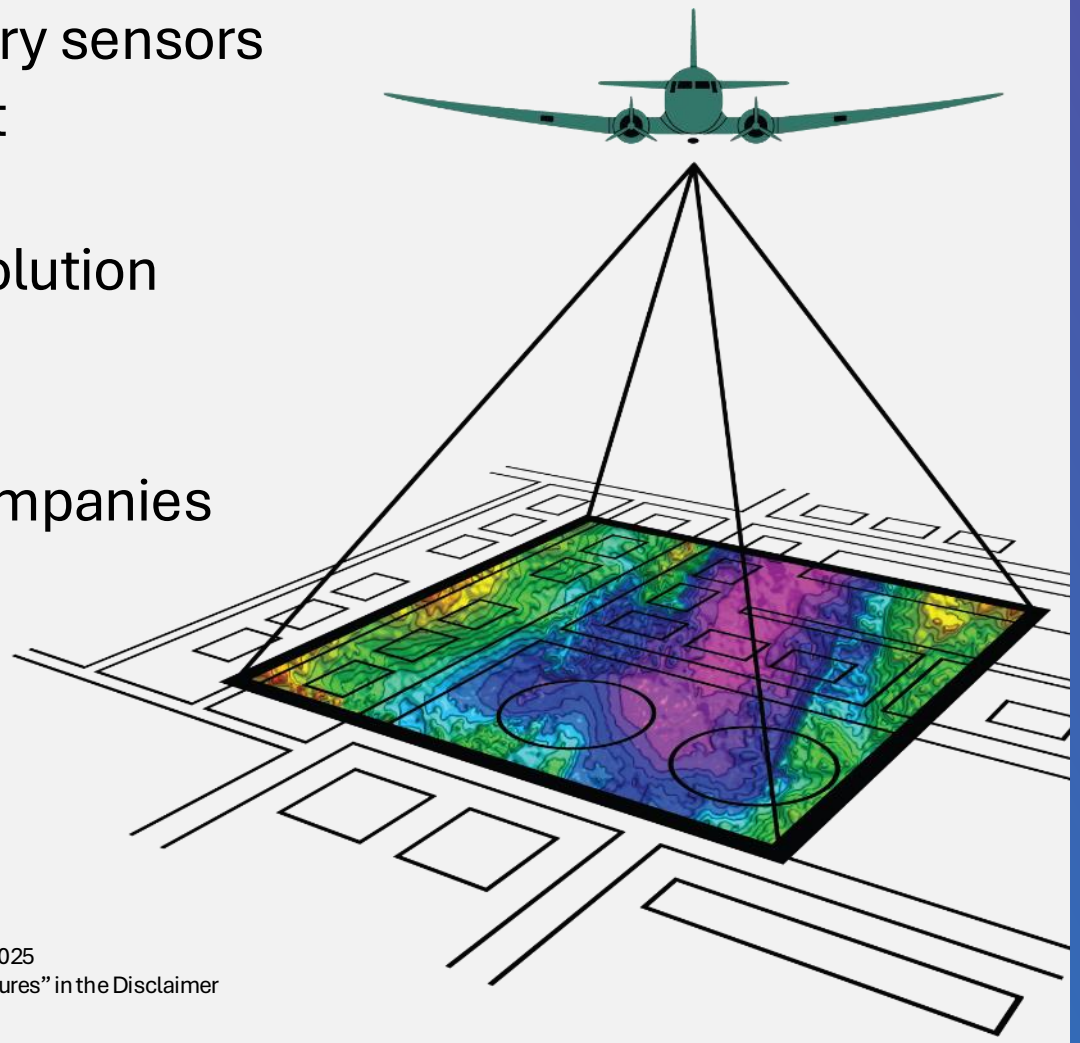

$23.7M
revenue (2025)[1]

99%
growth ('24-'25)[2,3]

39%
Adjusted EBITDA margin[1]

[1] For the year ended December 31, 2025
[2] Represents growth in revenue from December 31, 2024 to December 31, 2025
[3] Adjusted EBITDA Margin is a non-IFRS ratio. See "Non-IFRS Financial Measures" in the Disclaimer

A Comprehensive End-to-End Map of the Subsurface

One scan, multiple data sets

- Oil & Gas
- Bulk Mining
- Rare Earth Minerals
- Renewables
- Hydro / Environment
- Battery Minerals
- Infrastructure Planning
- Agronomy
- New Energy

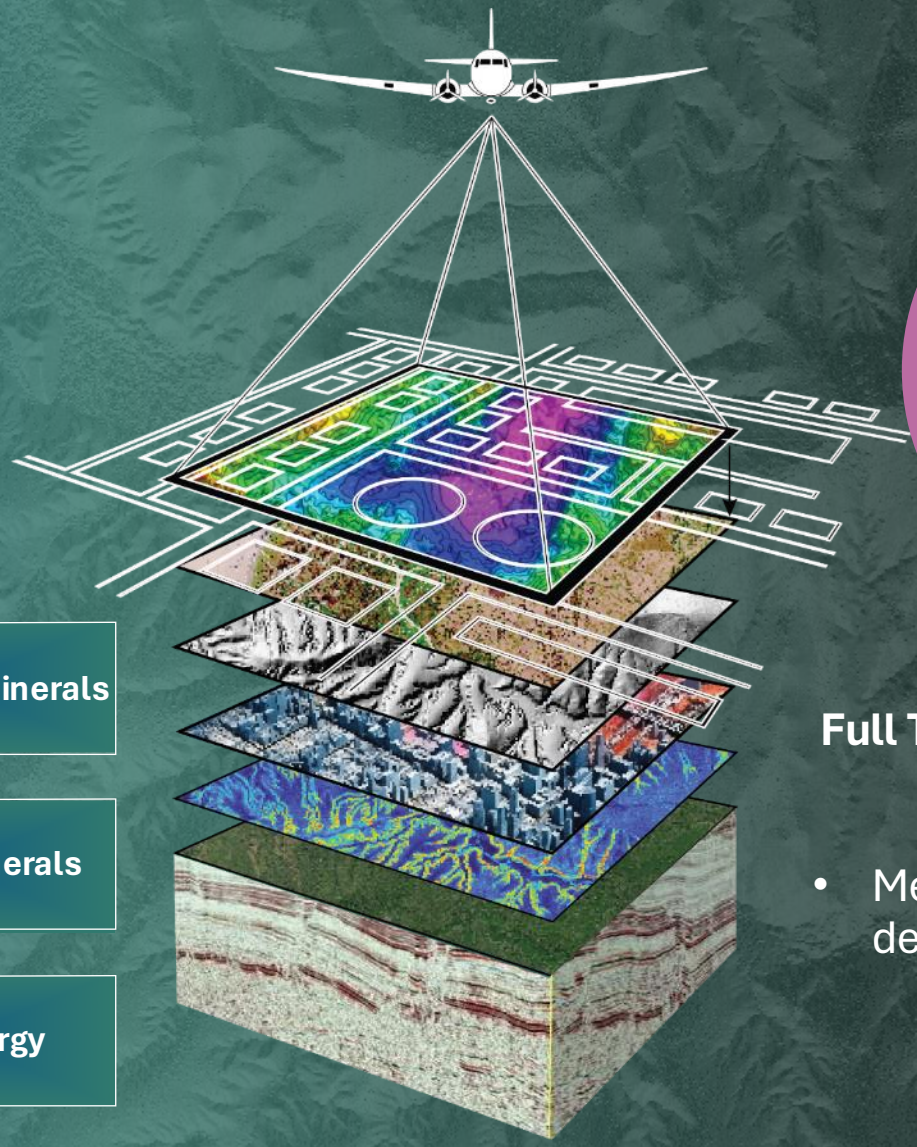



Full Tensor Gravity Gradiometry (FTG) Technology

- Measuring changes in the density of the subsurface

Better data acquisition, faster processing, and improved interpretation services ultimately leads to prospects, discoveries and revenue generation

Mapping Our Success

metatek

Multi-disciplinary surveys covering hydrocarbons, minerals, geothermal etc.

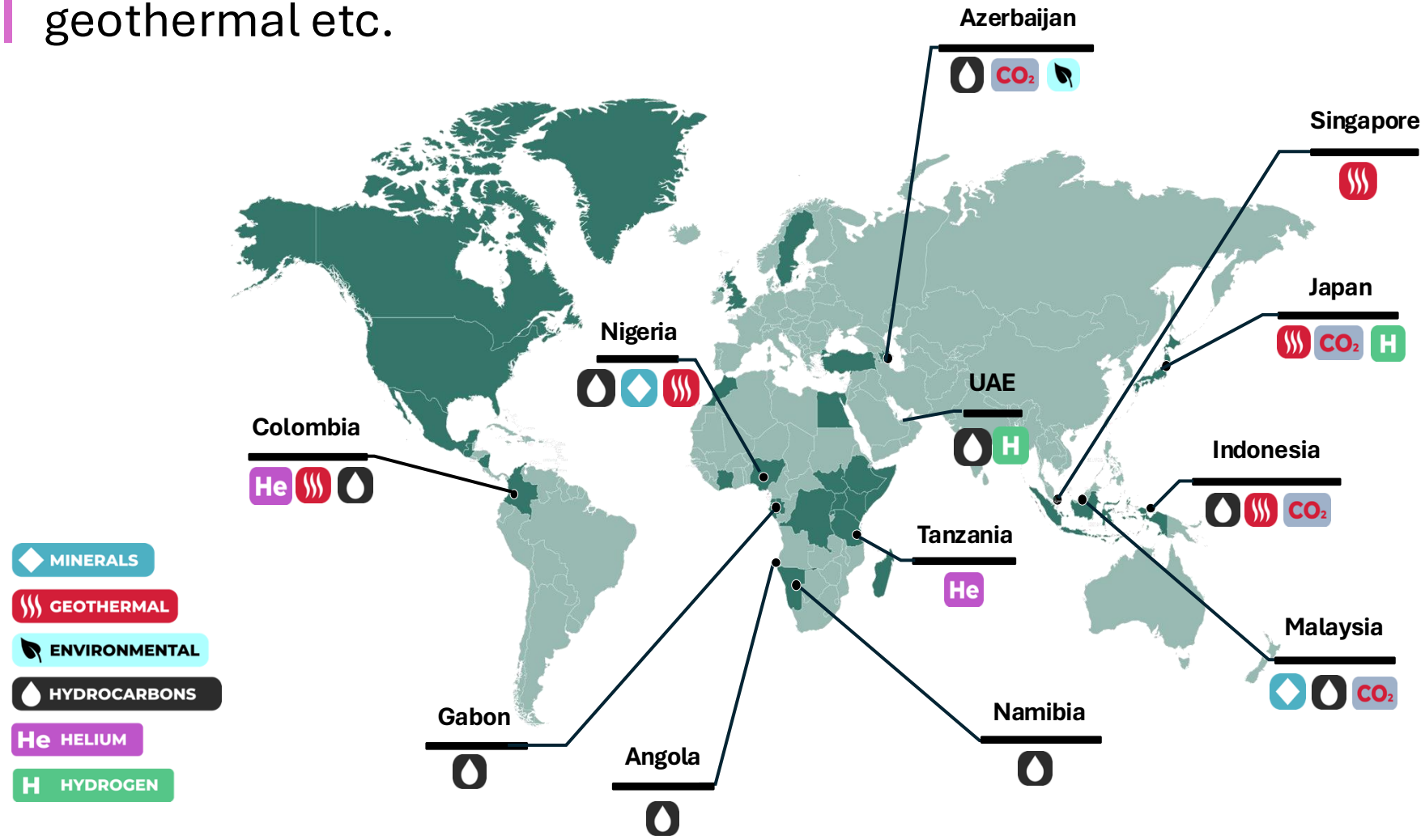

100%

client base has initiated discussions regarding follow-on projects, since rollout of eFTG

Unlocking Unprecedented Gravity Data

metatek

Rapid results in often-challenging operating environments

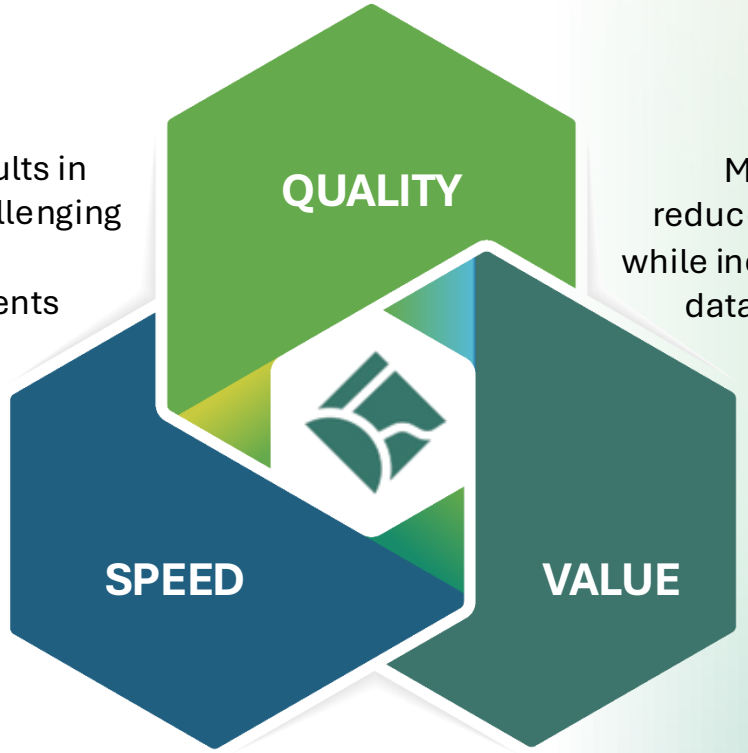

Materially reduced costs while increasing data density

Multi-data streams unlock multi-discoveries earlier in the exploration timeline

Seismic:
The "Gold Standard" of Geophysical Exploration

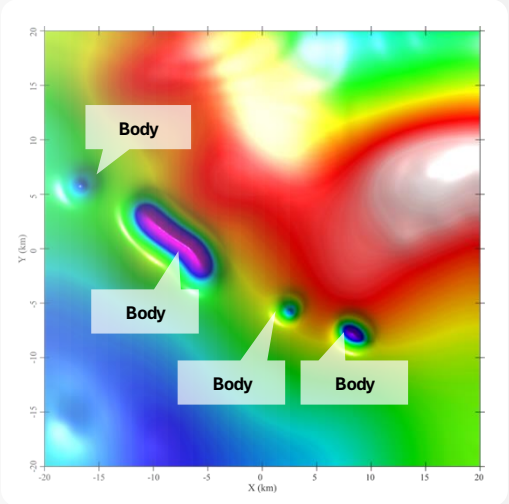

- Expensive
- Invasive
- High Resolution with interpretation limits

eFTG:
The highest resolving power available today

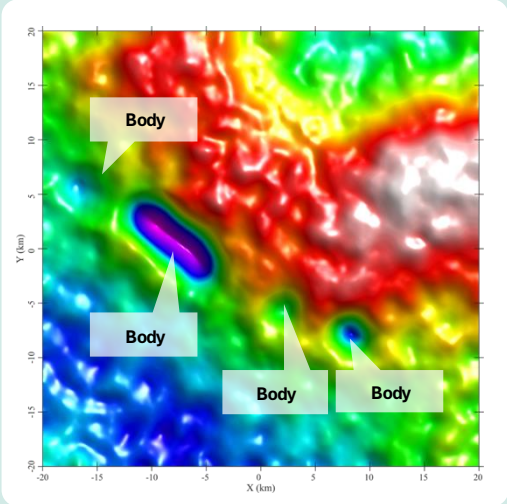

- Rapid deployment & results
- Minimal environmental impact
- High fidelity data for a fraction of the cost

Developed by Lockheed Martin

1970 – 1990

Platform Technology

- Cold War technology
- Commercialized in 1990s

2016 - 2023

LOCKHEED MARTIN + metatek

Integrated

iFTG

- Improved bandwidth and resolution
- Tolerance to turbulence

High Resolution

Digital

dFTG

- Miniaturized system
- Helicopter-mountable surveying

Higher Resolution

Enhanced

eFTG

- 8x improved signal-to-noise ratio vs iFTG
- ~100% data acceptance rate

Highest Resolution

Bespoke engineered by, and exclusive to, Metatek

Fast-tracking National Wealth Mapping

metatek

Who We Serve:

- Ministries of Energy, Natural Resources, and Environment
- State-Owned Oil & Gas and Mineral Companies
- Geological Surveys and Sovereign Wealth Programs

Representative Government Customers

Asia-Pacific:
Indonesia, Malaysia, Japan, Singapore

Africa:
Gabon, Namibia, Nigeria, Angola, Tanzania, Egypt

Middle East:
Ras Al Khaimah (UAE), Azerbaijan

Latin America:
Colombia

90%+

of Adjusted Backlog[1] is from government entities looking to capture more value and to treat their natural resource wealth as a strategic lever

[1] Adjusted Backlog is a supplementary financial measurement. See "Non-IFRS Financial Measures" in the Disclaimer

CASE STUDY:

Surveying 120,000 km² of the Western Desert

CHALLENGE:

- Contracted by **Ganaope** – part of the **Egyptian Petroleum Ministry** to survey the Western Desert
- Inaccurate legacy seismic and well data were misaligned causing costly errors (est. $75M + in mispositioned projects)

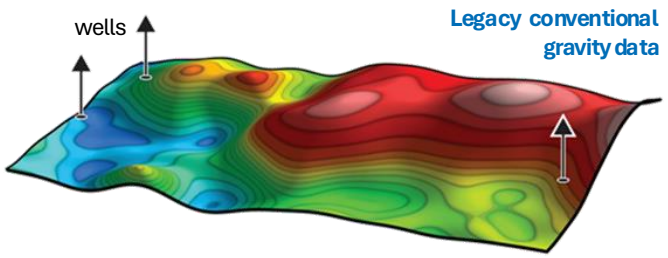

METATEK SOLUTION:

- Deployed eFTG and other sensors to rapidly detect high-potential exploration zones
- Identified and rescanned granular target areas at highest resolution

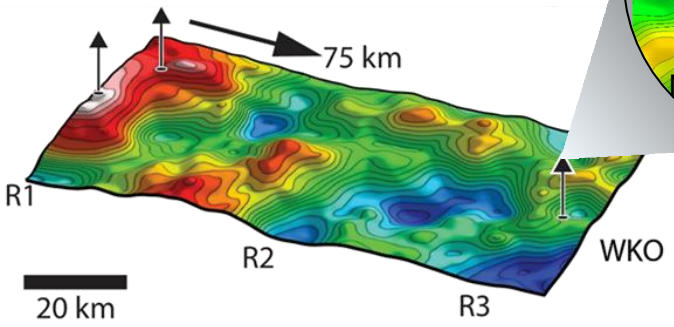

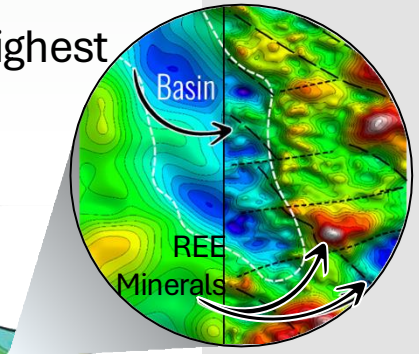

IMPACT:

- High accuracy mapping identified 'sweet spots'; for accurate exploration

Area Scanned:
120,000 km²

Acquisition Timeline:
33 Days

Faster, more affordable, more accurate, data acquisition for data-driven exploration

CASE STUDY:

Rescanning seismic data in an environmentally-fragile area in Indonesia

metatek

CHALLENGE:

- Contracted by **Pertamina**–an **Indonesian State Oil Company** to survey the Tangguh Super Giant Gas Fields
- Existing seismic data was old and environmental restrictions blocked further seismic scanning

METATEK SOLUTION:

- Deployed eFTG to rescan existing fields
- New higher-resolution data identified additional satellite field potential

Area Scanned: **45,680 km^2**

Acquisition Timeline: **57 Days**

Processing Timeline: **30 Days**

Interpretation Timeline: **15 Days**

IMPACT:

- Supermajor announced a **$7B** project to develop existing and new infrastructure

Source: Financial Times

High-resolution surveying with minimal environmental impact enhances legacy data to drive billion $ decision

Historical Financial Performance

Sales initiatives in the years after Covid has led to step-change in business

Revenue

$ millions

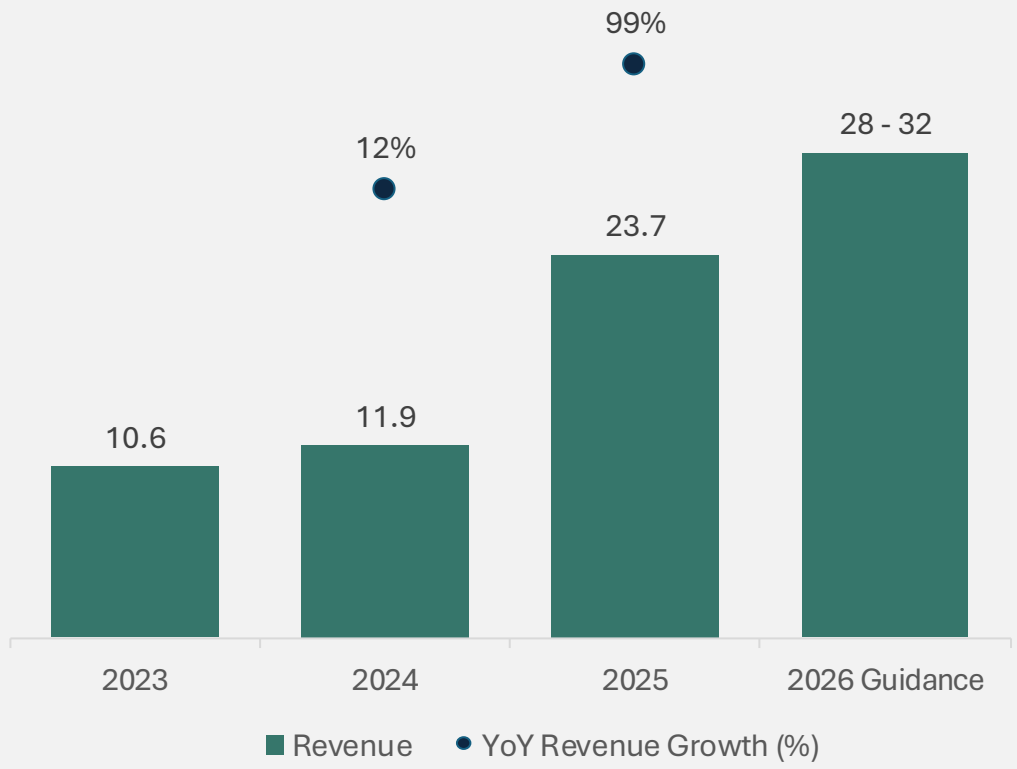

Adjusted EBITDA[1]

$ millions

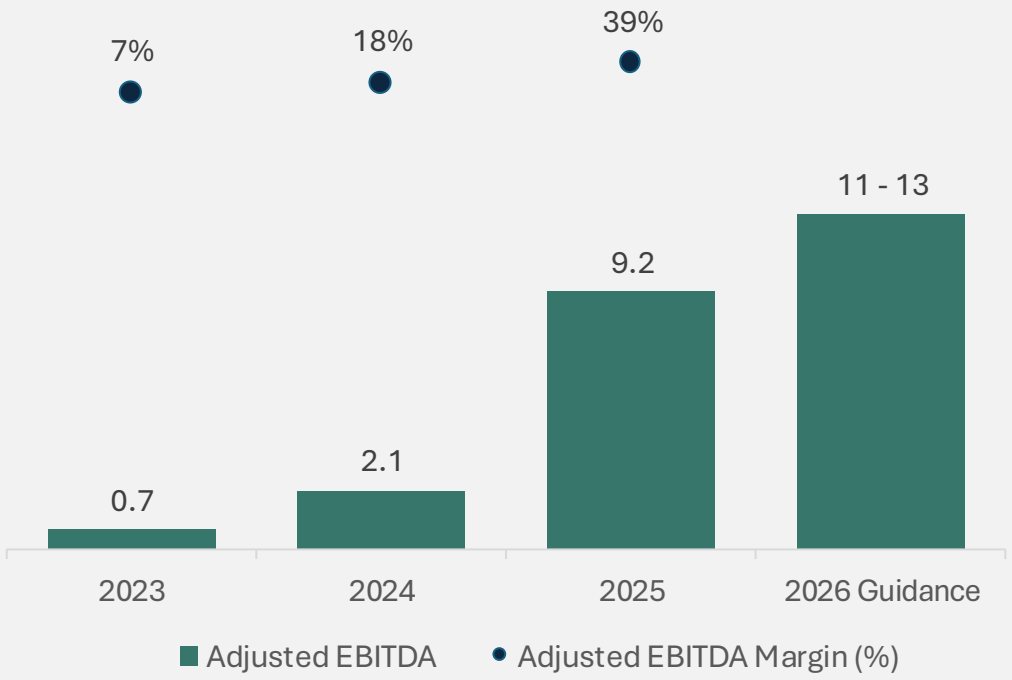

[1] Adjusted EBITDA Margin is a non-IFRS ratio. See "Non-IFRS Financial Measures" in the Disclaimer

Fiscal 2026 YTD

Revenue
USD $Millions

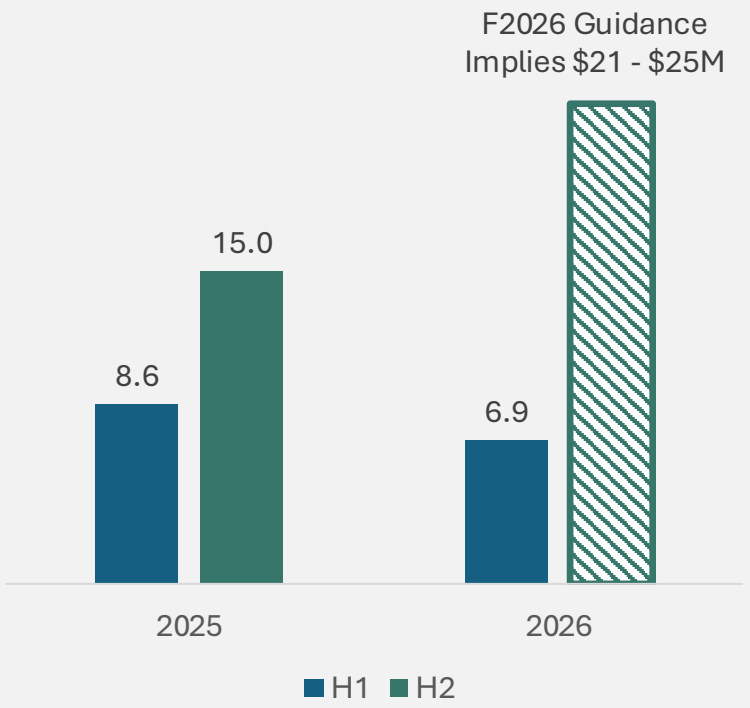

Recent Contract Announcements:

- **2 Jul 2026** – eFTG operations commenced in Nigeria under the Company's largest multi-year contract to date
- **17 Jul 2026** – Contracts awarded by SOCAR and a Canadian energy company for dFTG projects in Azerbaijan
- **23 Jul 2026** – North Africa survey contract awarded, adding incremental Q4 activity beyond existing FTG schedules
- **4 Aug 2026** – Awarded first contract in the Philippines, expanding sovereign government presence in Southeast Asia, with mobilisation planned for Q4 2026

~$89M

Adjusted Backlog[1]
as at June 30, 2026

Up more than 90% since the IPO at the start of March 2026

[1] Adjusted EBITDA and Adjusted Backlog are non-IFRS measures. See "Non-IFRS Financial Measures" in the Disclaimer

Contract momentum, growing Adjusted Backlog[1] and active deployments support a seasonally stronger H2 2026

Scalable Growth with Disciplined Capital Deployment

metatek

1. Enter new markets with dFTG

2. iFTG redeployed in marine environment



3. Expand high-margin data processing & analytics

Geovault®

4. Additional eFTG to address expanding market

Expansion capacity through incremental technology & aircraft deployments, **enabling growth while maintaining capital and cost discipline**

Robust Unit Economics

$25M

capital cost

per each eFTG survey system including aircraft

$20-25M

annual revenue capacity

per each eFTG survey system

Approximately two years of projects for two instruments

~$89M

Adjusted Backlog[1]

Two systems currently deployed and on projects

2

systems currently deployed and on projects

Scalable Growth Through Modular Expansion, Each New Instrument Adds $20M+ in Revenue

[1]As at June 30, 2026; adjusted Backlog is a supplementary financial measure. See "Non-IFRS Financial Measures" in the Disclaimer

Dr Mark Davies

Chief Executive Officer, Founder

- 30+ years in mining, oil & gas, hazard and energy innovation
- Former Chief Scientist at airborne data company; drove data integration and $120M+ sales growth
- PhD in Geophysics, OU. DEA Clermont-Ferrand; BSc (Hons) in Geology, Cardiff

Nick Morgan

Chief Financial Officer

- 20+ years in Natural Resources & Energy corporate finance
- 13 years in investment banking (M&A, ECM)
- Chartered Accountant, Price Waterhouse

Rob Adams

Chief Operating Officer

- 25+ years in seismic exploration (onshore/offshore)
- Former EVP, Operations at PGS and TGS
- Board member, OGF Japan (2020–2025)
- BSc in Geology & Geophysics, Durham; Leadership Diploma, IMD

Philip Briandet

Chief Strategy Officer

- 35+ years in geophysical data industry
- Former President, PGS Asia Pacific
- Strategic adviser to APAC resource clients

Dr Philip Jones

Chief Technical Officer

- 25 years in airborne geophysics (gravity, magnetics, EM, QC, processing)
- Led nine Antarctic field seasons
- PhD in Geophysics, University of Edinburgh

Dr Gary Barnes

Chief Scientist

- 18+ years in potential fields, gravity, and gradiometry
- Former senior engineer, Oxford Instruments
- D.Phil in Engineering Science, Oxford; Physics degree; Geology certificates, London University

metatek

Board of Directors

- Dr. Mark Davies
- Paul Colucci
- Hirofumi Katase
- Vice Admiral (Ret.) Robert Howard
- Dr. Jim Archibald
- Avjit Kamboj
- Lionel Conacher
- Amy Freedman

Investment Highlights

Predictable Revenue

Growing Backlog

Exclusive Technology

Proprietary Software

Diverse Customer Base with High Retention

Scalable Growth with Disciplined Capital Deployment